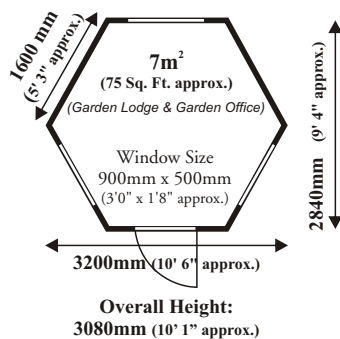
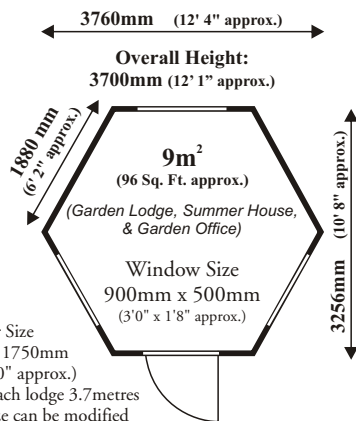
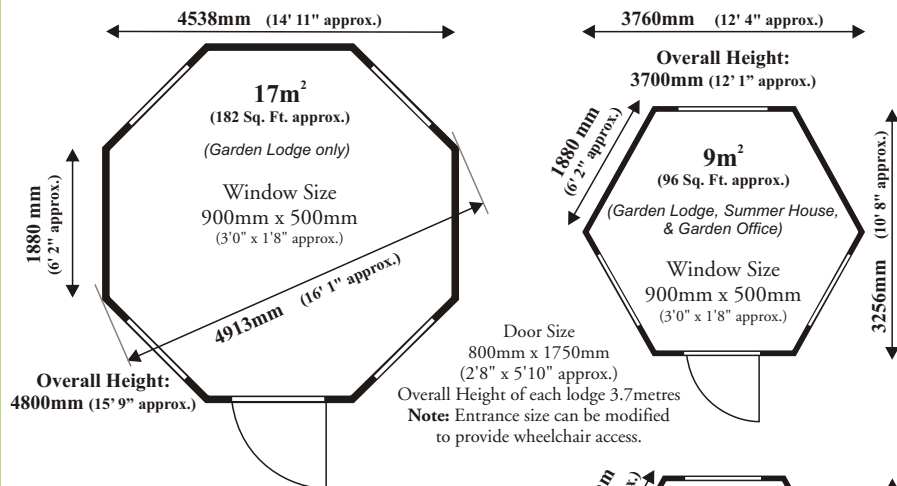


Structure Flooring



These stylish Scandinavian designs bring new life to your garden and extend the summer season of alfresco entertaining to a year round possibility. The garden lodge is a room outdoors. Hexagonal (7 m² & 9 m²) or Octagonal (17 m²) in shape, with seating on all sides and a Cooking Unit in a central position, all of which can be removed or covered up to facilitate other uses for the structures.

NB. If a structure is being located in woods, or up against walls or other buildings, please allow an extra 355mm (14") all round for the overhang of the roof.

Order from the Show or Telephone:
01827 705215, 07754 103983 or 07813 956753
Fax: 01827 707579

Please Note our NEW e-mail and web site details

e-mail: info@gardenlodgeuk.co.uk
www.gardenlodgeuk.co.uk

Please Note our NEW e-mail and web site details

Garden Exteriors Limited, Spon Lane, Grendon
Warwickshire, CV9 2PD

All major Credit Cards accepted.



Terms and Conditions of Sale Apply.



Authentic Arctic Structures
Manufactured within the Arctic Circle



*Make the most of your garden
365 days a year
Entertaining has never been so easy!*

Garden Lodges are the 21st century versions of those used by the Sami peoples of Northern Sweden, Finland, Norway and parts of Russia who have lived in them for over 2000 years. The Sami are a nomadic nation so these portable structures offer them reliable shelter as well as a place to eat, sleep and entertain in some of the severest weather conditions on the planet.



Garden Lodges, or “Kota's “ to give them their correct name, are still manufactured to this day within the arctic circle and those offered in the UK by Garden Exteriors are **NOT** toned down replicas; they are authentic Arctic structures, made in the Arctic to withstand Arctic conditions.


Rest assured, your garden lodge will withstand almost anything that nature can throw at it in our climate so, if you arrange an event in your garden, come hail, snow, wind, rain or intense sun your lodge will not let you down.

Garden Exteriors offers three sizes of Kota's: **The 7sq.m.**, our ever popular **9sq.m.** and the **17sq.m.** To see the full range of structures we can supply and their full specifications please visit our web site at www.gardenlodgeuk.co.uk



There's plenty of practical space in every lodge which can be increased even more by removing any fitted central cooking unit. These units can easily be removed or covered transforming your garden lodge and making it suitable for a range of alternative uses such as:-

***a Garden Office
OR
a Music Room (the building has excellent sound proofing and acoustic) ,
an All Weather Children's Play Room,
a Double Bedroom,
a Family Hobby Room
the imagination is yours !***



Typical Specifications:

- 7 m², 9 m² or 17 m², Northern Arctic Pine
- 45mm Thick Half Round Log
- Double Tongue and Groove
- F.S.C. (European Sustainable Forest Timber)
- Double Glazed Windows and Door
- Seating for 10+ (7 m²) or 12 - 15 (9 m²)
- Seating for 20+ (17 m²)
- Cooking Unit
- 2 x Fold Out Beds (7m²)
- 3 x Fold Out Beds (9m² & 17m²)**
- Chimney (Telescopic - *except* 17m²)
- Industrial Felted Roof (Black, Green, Red)
- Double Skinned Door with Security Lock and Key
- Tanalised Sub-Floor Frame
- Ventilation
- Coffee Pot Stand
- Kettle Arm
- Fish/Meat Rotator

** (fold out beds are not available with 9 m² Summer House).